



**STATISTICS
CANADA**



**NATIONAL
INSTITUTE
OF
STATISTICS**



**STATISTIK
AUSTRIA**



**CENTRAAL
BUREAU
VOOR DE
STATISTIEK
NETHERLANDS**



**ECOLOGICAL
UNIVERSITY
OF
BUCHAREST**



**THE
UNIVERSITY
OF
BUCHAREST**

The 10th International Conference The Use of R in Official Statistics uRos2022

PROGRAMME

VIRTUAL CONFERENCE

Hosted by Statistics Canada

6-8 December 2022



<http://urosconf.org/>

SCIENTIFIC BOARD

Tudorel ANDREI (President, National Institute of Statistics - Romania)
Kenza SALLIER (Statistics Canada, Canada)
Matthias TEMPL (ZHAW school of engineering, Switzerland)
Adrian DUSA (University of Bucharest, Romania)
Kazumi WADA (Ministry of Internal Affairs and Communications, Japan)
Marcello D’ORAZIO (Italian National Institute of Statistics - Rome, Italy)
Valentin TODOROV (UNIDO, Vienna Austria)
Alina MATEI (University of Neuchatel, Switzerland)
Bernhard MEINDL (Statistics Austria, Austria)
Claudiu HERTELIU (Bucharest University of Economic Studies, EMOS Board, Romania)
Edwin de JONGE (Statistics Netherlands, The Netherlands)
Gergely DARÓCZI (System1, Hungary)
Kamarul Ariffin MANSOR (MARA University of Technology, Malaysia)
Marius Nicolae JULA (University of Bucharest, Romania)
Matyas MESZAROS (Eurostat, Luxemburg)
Mihaela PAUN (University of Bucharest)
Roxana ADAM (University of Bucharest, Romania)

ORGANIZING COMMITTEE

Kate BURNETT-ISAACS (Statistics Canada)
Ana Maria CIUHU (Statistics Romania and Institute of National Economy, Romanian Academy)
Bogdan OANCEA (Statistics Romania, University of Bucharest)
Ciprian ALEXANDRU (Ecological University of Bucharest)
Alexander KOWARIK (Statistics Austria)
Mark VAN DER LOO (Statistics Netherlands)

SECRETARIATE







Kate BURNETT-ISAACS, Statistics Canada
Marie-Pier LEMIEUX, Statistics Canada
Ahalya SIVATHAYALAN, Statistics Canada
Ana Maria CIUHU, Statistics Romania and Institute of National Economy, Romanian Academy
Roxana PETCU, The Bucharest University of Economic Studies & National Institute of Statistics, Romania
Ana ȚÎRU, National Institute of Statistics, Romania

CONTACT







urosconf [at] gmail.com

PROGRAMME
Canada (GMT-4) & Central European Time (CET) (GMT+1)







December 6, Tuesday

Canada (GMT-4)	CET (GMT+1)	
09 ⁰⁰ – 09 ¹⁰	15 ⁰⁰ – 15 ¹⁰	Welcome message Anil ARORA, Chief Statistician, Statistics Canada
		
09 ¹⁰ – 10 ⁰⁰	15 ¹⁰ – 16 ⁰⁰	Scientific Session: R in production: automation <i>Chairman</i> – Ana-Maria CIUHU, Statistics Romania and Institute of National Economy, Romanian Academy
		1. “Eurostatistics - from PDF format to interactive web visualisation using R” Rosa RUGGERI-CANNATA, Eurostat Piotr RONKOWSKI, Eurostat Anette SUNDSTROEM, Eurostat Johannes BUCK, Eurostat
		2. “Circular Letter Generation using R” Bernhard MEINDL, Statistics Austria
		3. “Automatic product classification for price statistics” Bogdan OANCEA, University of Bucharest and National Statistics Institute of Romania Ana TIRU, National Statistics Institute of Romania Iulia TOMA, National Statistics Institute of Romania Marian NECULA, National Statistics Institute of Romania
10 ⁰⁰ – 10 ⁴⁵	16 ⁰⁰ – 16 ⁴⁵	Scientific Session: Methods for official statistics <i>Chairman</i> – Alexander KOWARIK, Statistics Austria
		1. Recent and traditional approaches to outlier detection in panel survey data Marcello D'ORAZIO, Italian National Institute of Statistics (ISTAT)
		2. Data-driven data validation: the R-package ‘validatesuggest’ Edwin de JONGE, Statistics Netherlands (CBS) Olav ten BOSCH, Statistics Netherlands (CBS)



The 10th International Conference - The Use of R in Official Statistics –
uRos2022
6-8 December 2022, VIRTUAL CONFERENCE

Canada (GMT-4)	CET (GMT+1)	
		<p>3. R software for Statistical Disclosure Control – utility and problems</p> <p>Andrzej MŁODAK, Statistical Office in Poznan, Centre for Small Area Estimation, Poland</p> <p>Tomasz JÓZEFOWSKI, Statistical Office in Poznan, Centre for Small Area Estimation, Poland</p> <p>Tomasz KLIMANEK, Statistical Office in Poznan, Centre for Small Area Estimation, Poland</p>
10 ⁴⁵ - 11 ⁰⁰	16 ⁴⁵ - 17 ⁰⁰	Break
11 ⁰⁰ – 11 ⁴⁵	17 ⁰⁰ - 17 ⁴⁵	<p>Scientific Session: Time series and longitudinal data analysis</p> <p><i>Chairman</i> – Bogdan OANCEA, Statistics Romania, University of Bucharest</p>
		<p>1. R and JDemetra+ 3.0: a new toolbox around seasonal adjustment and time series analysis</p> <p>Alain QUARTIER-LA-TENTE, INSEE France</p>
		<p>2. Seasonal Adjustment of Infra-monthly Time Series with JDemetra+</p> <p>Anna SMYK, INSEE France</p>
		<p>3. Impact of Main Skills Targeted by CVT Courses on Economic Activities of Enterprises</p> <p>Dorin JULA, Institute of Economic Forecasting, Romanian Academy and Faculty of Financial Management, Ecological University of Bucharest</p> <p>Marius Nicolae JULA, Faculty of Business and Administration, University of Bucharest</p>
11 ⁴⁵ – 13 ¹⁵	17 ⁴⁵ – 19 ¹⁵	<p>Scientific Session: R in production: data analysis</p> <p><i>Chairman</i> – Mark VAN DER LOO, Statistics Netherlands</p>
		<p>1. Population forecasting with Bayesian hierarchical models</p> <p>Violeta CALIAN, Statistics Iceland</p> <p>Ómar HARÐARSON, Statistics Iceland</p>
		<p>2. compindexR: An R package for calculating composite indicators</p> <p>Michał Bernard PIETRZAK, Gdańsk University of Technology, Department of Statistics and Econometrics, Poland</p> <p>Marta KUC-CZARNECKA, Gdańsk University of Technology, Department of Statistics and Econometrics, Poland</p> <p>Olgun AYDIN, Gdańsk University of Technology, Department of Statistics and Econometrics, Poland</p>

The 10th International Conference - The Use of R in Official Statistics –
uRos2022
6-8 December 2022, VIRTUAL CONFERENCE

Canada (GMT-4)	CET (GMT+1)	
		<p>3. Using R to implement indirect estimation approaches: an application based on SDG Indicator 5.a.1</p> <p>Stefano DI CANDIA, FAO UN; OCS Department, Italy Raymond SHAMA, FAO UN; OCS Department, Italy</p>
		<p>4. cchsflow: An open science approach to transform & combine population health datasets</p> <p>Kitty CHEN, University of Ottawa, Ottawa Hospital Research Institute, Canada Warsame YUSUF, Public Health Agency of Canada Carol BENNETT, Ottawa Hospital Research Institute, ICES, Canada Yulric SEQUEIRA, Ottawa Hospital Research Institute, Canada Douglas G. MANUEL, Ottawa Hospital Research Institute, University of Ottawa, Canada</p>
		<p>5. Advantages of using R to enhance the analysis of women homicide in Mexico</p> <p>Dafne Gissel VIRAMONTES ORNELAS, Deputy Director of Statistical Normativity of INEGI-Mexico</p>
13¹⁵ – 14¹⁵	19¹⁵ – 20¹⁵	<p>Scientific Session: Survey sampling and estimation <i>Chairman</i> – Ciprian ALEXANDRU, Ecological University of Bucharest</p>
		<p>1. Two-stage Sampling Design and Sample Selection with the R package R2BEAT</p> <p>Giulio BARCAROLI, Independent consultant, Italy Andrea FASULO, Italian National Institute of Statistics (ISTAT) Alessio GUANDALINI, Italian National Institute of Statistics (ISTAT) Marco D. TERRIBILI, Italian National Institute of Statistics (ISTAT)</p>
		<p>2. A hybrid estimation of distribution algorithm for joint stratification and sample allocation</p> <p>Mervyn O'LUING, Insight Centre for Data Analytics, Department of Computer Science, University College Cork, Ireland Steven PRESTWICH, Insight Centre for Data Analytics, Department of Computer Science, University College Cork, Ireland S. Armagan TARIM, Cork University Business School, University College Cork, Ireland</p>
		<p>3. Small Area Estimation for Sampling Rare Population</p> <p>Hisham GALAL, Regional Bureau for the Americas, UN Refugee Agency (UNHCR), Panama</p>









The 10th International Conference - The Use of R in Official Statistics –
uRos2022
6-8 December 2022, VIRTUAL CONFERENCE

Canada (GMT-4)	CET (GMT+1)	
		4. Using R and CANCEIS to edit and impute labor income on National Household Sample Survey in Brazil Fernanda Karine RUIZ COLENGHI BAPTISTA, Instituto Brasileiro de Geografia e Estatística, Brazil Gabriel Henrique OLIVEIRA ASSUNÇÃO, Instituto Brasileiro de Geografia e Estatística, Brazil
14 ¹⁵ – 15 ¹⁵	20 ¹⁵ – 21 ¹⁵	Keynote: Julia SILGE - RStudio PBC <i>Presentation</i> - “Data visualization for machine learning practitioners” <i>Chairman</i> – Mark VAN DER LOO, Statistics Netherlands (CBS)
		










December 7, Wednesday

Canada (GMT-4)	CET (GMT+1)	
09 ⁰⁰ – 10 ⁰⁰	15 ⁰⁰ – 16 ⁰⁰	Keynote: Eric KOLACZYK, McGill University, Canada <i>Presentation</i> - “Statistical analysis of network data – a gentle introduction” <i>Chairman</i> – Alexander KOWARIK, Statistics Austria
		
10 ⁰⁰ – 10 ⁴⁵	16 ⁰⁰ – 16 ⁴⁵	Scientific Session: R in organization <i>Chairman</i> – Ana-Maria CIUHU, Statistics Romania and Institute of National Economy, Romanian Academy
		1. R, machine learning, and innovation in the production of official statistics: some use-case thoughts Sandra BARRAGÁN, Dept. Methodology and Development of Statistical Production, Statistics Spain (INE) David SALGADO, Dept. Statistics and Operations Research, Complutense University of Madrid, Spain
		2. About planning a Revolution - Lessons Learned Elisa OERTEL, Statistical Office of Lower Saxony (LSN), Germany
		3. R you working in the open? The importance of open source culture in adopting R in Official Statistics Kate BURNETT-ISAACS, Statistics Canada
10 ⁴⁵ – 11 ⁰⁰	16 ⁴⁵ – 17 ⁰⁰	Break
11 ⁰⁰ – 12 ³⁰	17 ⁰⁰ – 18 ³⁰	Scientific Session: Big data, data engineering and machine learning <i>Chairman</i> – Kate BURNETT-ISAACS, Statistics Canada


The 10th International Conference - The Use of R in Official Statistics –
uRos2022
6-8 December 2022, VIRTUAL CONFERENCE

Canada (GMT-4)	CET (GMT+1)	
		1. The improvements offered by web scraping in R georeferencing packages Virgilio PÉREZ GIMÉNEZ, University of Valencia, Spain
		2. Spatial smoothing with the btb R package Kim ANTUNEZ, INSEE France Julien PRAMIL, INSEE France
		3. Remote sensing for official statistics: ranking Romanian major cities in terms of an urban green index Marian NECULA, National Statistics Institute of Romania Bogdan OANCEA, University of Bucharest and National Statistics Institute of Romania Iulia TOMA, National Statistics Institute of Romania Ana TIRU, National Statistics Institute of Romania
		4. Histogram and Copula Synthetic Data Generation Methods in Ehssan GHASHIM, Canada Revenue Agency
		5. Partially Differentially Private Synthetic Data Generation Using PCA Mustafa SALAMH, Innovation and Analytics Division/Advanced Analytics and Artificial Intelligence Section/Canada Revenue Agency
		6. Comparing Noise Mechanisms for Differential Privacy Mustafa SALAMH, Innovation and Analytics Division/Advanced Analytics and Artificial Intelligence Section/Canada Revenue Agency Ehssan GHASHIM, Innovation and Analytics Division/Advanced Analytics and Artificial Intelligence Section/Canada Revenue Agency
12³⁰ – 12⁴⁵	18³⁰ – 18⁴⁵	Break
12⁴⁵ – 13⁴⁵	18⁴⁵ – 19⁴⁵	Scientific Session: Shiny applications <i>Chairman – Bogdan OANCEA, Statistics Romania, University of Bucharest</i>
		1. The management of many users on different views of a single R Shiny application Yannick WOLTERS, Statistical Office of Lower Saxony, Germany
		2. A shiny application for processing life tables in Czechia Jiri NOVAK, Specialist in Statistics (Census), Unit for Coordination of Census Preparation and Processing, Czech Statistical Office David MORÁVE, Czech Statistical Office



The 10th International Conference - The Use of R in Official Statistics –
uRos2022
6-8 December 2022, VIRTUAL CONFERENCE

Canada (GMT-4)	CET (GMT+1)	
		3. The use of R and Shiny in the Belize 2022 Housing and Population Census: from ETL to advanced visualizations Gian AGUILAR, The Statistical Institute of Belize, Belmopan, Belize
		4. R-shiny applications for traffic and economic indicators Ala'a AL-HABASHNA, Data Exploration and Integration Lab (DEIL), Centre for Special Business Projects, Statistics Canada Nick NEWSTEAD, Data Exploration and Integration Lab (DEIL), Centre for Special Business Projects, Statistics Canada Dennis HUYNH, Data Exploration and Integration Lab (DEIL), Centre for Special Business Projects, Statistics Canada
13 ⁴⁵ – 14 ⁴⁵	19 ⁴⁵ – 20 ⁴⁵	Scientific Session: Lightning talks <i>Chairman</i> – Kate BURNETT-ISAACS, Statistics Canada
		1. Anonymization of Census data with sdcMicro package – the Bulgarian case Lyubomira DIMITROVA, National Statistical Institute of Bulgaria
		2. Calculating multilateral prices indices with parallel computing Tobias BRÜNNER, Destatis, Germany
		3. GISSB – a package for network analysis on the Norwegian road network in R Sindre Mikael HAUGEN, Statistics Norway
		4. Automated monthly procedure with R: the e-invoice case Bruno LIMA, Statistics Portugal João POÇAS, Statistics Portugal Sofia RODRIGUES, Statistics Portugal
		5. Cross-data sources analysis with Dynamic reports using {flexdashboard} and {crosstalk} Alexandre CUNHA, Statistics Portugal João POÇAS, Statistics Portugal Sofia RODRIGUES, Statistics Portugal
		6. Using R and Github Actions to automate data reporting for the Sustainable Development Goals Maia PELLETIER, Statistics Canada
		7. The Cause of Inaccuracy for Wilson Confidence Intervals in R Mei DANG, University of Waterloo, Canada






The 10th International Conference - The Use of R in Official Statistics –
uRos2022
 6-8 December 2022, VIRTUAL CONFERENCE

Canada (GMT-4)	CET (GMT+1)	
		8. Query Score for Assessing Utility of Synthetic Datasets Alison WARDLAW Philippe BÉLANGER Ehsan GHASHIM Aditya MAHESHWARI Rachel OSTIC Mustafa SALAMH Innovation and Analytics Division/Advanced Analytics and Artificial Intelligence Section/Canada Revenue Agency

December 8, Thursday

Canada (GMT-4)	CET (GMT+1)	Tutorials' day
09 ³⁰ – 11 ³⁰	15 ³⁰ – 17 ³⁰	Tutorial: <i>hEDA package</i> Mervyn O'LUING, Central Statistics Office, Ireland
		
11 ³⁰ – 12 ³⁰	17 ³⁰ – 18 ³⁰	Break
12 ³⁰ – 14 ³⁰	18 ³⁰ – 20 ³⁰	Tutorial: <i>Preparing For A Journey: Introduction to Application Security in R</i> Keith DOUGLAS, Statistics Canada, Cyber Security Division
		
14 ³⁰ – 14 ⁴⁵	20 ³⁰ – 20 ⁴⁵	Good bye and invitation to uRos2023

Pre-recorded presentations

	<p>1. Viewing Multiple Interactive plots with plotly and trelliscopejs Jeremy SELVA, Singapore Lipidomics Incubator :: National University of Singapore :: Centre for Life Sciences</p>
	<p>2. Using R code to model small area estimates of household income in England and Wales Peshali DIYASENA, Office for National Statistics Matthew PLUMMER, Office for National Statistics</p>
	<p>3. R in Labour Statistics Tatyana SAVCHENKO, Employment statistics division of the Labour Statistics Department, National Statistical Committee of the Republic of Belarus</p>
	<p>4. “Improvement of Model Construction based on Reliability Scores of Objects for Autocoding” Yukako TOKO , National Statistics Center, Japan Mika SATO-ILIC, Faculty of Engineering, Information and Systems, University of Tsukuba, Japan</p>
	<p>5. Demonstration of an Exploratory Method for Categorical Data Imputing Inventories Zero or Non-zero Values Anri MUTOH, Rissho University, Tokyo, Japan Ichiro MURATA, National Statistics Center, Japan</p>

BRIEF AGENDA
Canada (GMT-4) & Central European Time (CET) (GMT+1)

December 6, Tuesday

Canada (GMT-4)	CET (GMT+1)	
09 ⁰⁰ – 09 ¹⁰	15 ⁰⁰ – 15 ¹⁰	Welcome message
09 ¹⁰ – 10 ⁰⁰	15 ¹⁰ – 16 ⁰⁰	Scientific Session: <i>R in production: automation</i>
10 ⁰⁰ – 10 ⁴⁵	16 ⁰⁰ – 16 ⁴⁵	Scientific Session: <i>Methods for official statistics</i>
11 ⁰⁰ – 11 ⁴⁵	17 ⁰⁰ – 17 ⁴⁵	Scientific Session: <i>Time series and longitudinal data analysis</i>
11 ⁴⁵ – 13 ¹⁵	17 ⁴⁵ – 19 ¹⁵	Scientific Session: <i>R in production: data analysis</i>
13 ¹⁵ – 14 ¹⁵	19 ¹⁵ – 20 ¹⁵	Scientific Session: <i>Survey sampling and estimation</i>
14 ¹⁵ – 15 ¹⁵	20 ¹⁵ – 21 ¹⁵	Keynote: Julia SILGE

December 7, Wednesday

Canada (GMT-4)	CET (GMT+1)	
09 ⁰⁰ – 10 ⁰⁰	15 ⁰⁰ – 16 ⁰⁰	Keynote: Eric KOLACZYK
10 ⁰⁰ – 10 ⁴⁵	16 ⁰⁰ – 16 ⁴⁵	Scientific Session: <i>R in organization</i>
11 ⁰⁰ – 12 ³⁰	17 ⁰⁰ – 18 ³⁰	Scientific Session: <i>Big data, data engineering and machine learning</i>
12 ⁴⁵ – 13 ⁴⁵	18 ⁴⁵ – 19 ⁴⁵	Scientific Session: <i>Shiny applications</i>
13 ⁴⁵ – 14 ⁴⁵	19 ⁴⁵ – 20 ⁴⁵	Scientific Session: <i>Lightning talks</i>

December 8, Thursday

Canada (GMT-4)	CET (GMT+1)	
09 ³⁰ – 11 ³⁰	15 ³⁰ – 17 ³⁰	Tutorial: <i>hEDA package</i>
11 ³⁰ – 12 ³⁰	17 ³⁰ – 18 ³⁰	Break
12 ³⁰ – 14 ³⁰	18 ³⁰ – 20 ³⁰	Tutorial: <i>Preparing For A Journey: Introduction to Application Security in R</i>
14 ³⁰ – 14 ⁴⁵	20 ³⁰ – 20 ⁴⁵	Good bye and invitation to uRos2023